DATASHEET

U-DQ(ZN)BH OM1 4G (1x4) Dca 1750N LSZH black 7.0mm



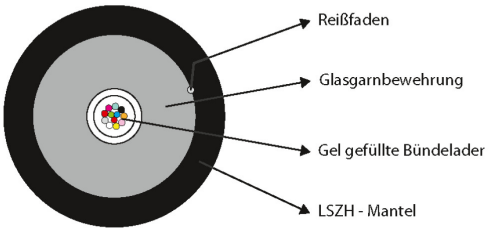

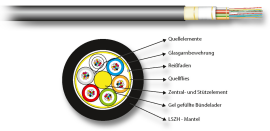

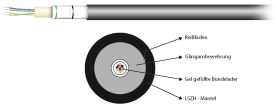

General data

Application:
For fixed installation indoor and outdoor
In cable ducts, tubes and interconnections
Mechanical installation by winch is permitted only when using force meters with recording function
Not suitable for underground laying (direct buried)

Characteristics:
Universale cable
Suitable for connector assembly

The cable diameter can vary

Technical properties	
Application	Inside/outside
Armouring	True
Blow in	False
Cable metal free	True
Cable silicone free	True
Circuit integrity	No
Colour outer sheath	black
Crush resistance	1500 N/dm

This datasheet was created automatically on 23-11-2026 . Technical changes reserved.

EFB-Elektronik GmbH
Striegauer Straße 1
33719 Bielefeld

fon: +49 521 40 41 8-0
fax: +49 521 40 41 8-50

info@efb-elektronik.de
www.efb-elektronik.de

WIR SORGEN FÜR VERBINDUNG
WE CARE FOR CONNECTION

DATASHEET

U-DQ(ZN)BH OM1 4G (1x4) Dca 1750N LSZH black 7.0mm

Fiber Colours	white
Fiber marking	Colour
Fibre category	OM1
Fibre type	Multimode 62,5/125
Flame retardant	acc. to EN 60332-3-24
Halogen free	acc. to EN 60754-1/2
Harmonised Standard	EN 50575
IL max. (dB/km) 1300nm	1.5 dB/km
IL max. (dB/km) 850nm	3.5 dB/km
Longitudinal water blocking	True
Low smoke	Yes
Low smoke (acc. EN 61034-2)	True
Material outer sheath	LSZH
Oil resistant	no
Oil resistant (acc. EN 60811-2-1)	False
Radial water blocking	True
Rayleigh Backscatter Coefficient 1300nm	1.491
Rayleigh Backscatter Coefficient 850nm	1.496
Resistant to chemicals	False
Scope of delivery	1x Cable1x Drum
Temperature Range (Installation)	-5 – 50 °C
Temperature Range (Operation)	-20 – 60 °C
Temperature Range (Storage)	-25 – 70 °C
Tube marking	Colour
Tube Ø	3.5 mm
Type of tube	Central tube
UV resistant	True
With rodent protection	True
With strain relief	True

Available variants

ArtNr.	Bezeichnung	CPR-Class	Cable Ø	Category	Number of fibres	Tensile force max.	Number of fibres per tube	Construct	Suitable for underground installation	Outer diameter approx.	Fire load	Minimum bending radius (dynamic)	VDE-Name	Weight	Minimum bending radius (static)
54304.1	U-DQ(ZN)BH OM1 4G (1x4) Dca 1750N LSZH black 7.0mm	Dca	7.0 mm	OM1	4	1750 N	4	(1x4)	True	7.0 mm	0.71 MJ/m	20xOD mm	U-DQ(ZN)BH 4G62.5/125	55 kg/km	15xOD mm

This datasheet was created automatically on 23-11-2026 . Technical changes reserved.

EFB-Elektronik GmbH
Striegauer Straße 1
33719 Bielefeld

fon: +49 521 40 41 8-0
fax: +49 521 40 41 8-50

info@efb-elektronik.de
www.efb-elektronik.de

WIR SORGEN FÜR VERBINDUNG
WE CARE FOR CONNECTION

DATASHEET

U-DQ(ZN)BH OM1 4G (1x4) Dca 1750N LSZH black 7.0mm

54308.1	U-DQ(ZN)BH OM1 8G (1x8) Dca 1750N LSZH black 7.0mm	Dca	7.0 mm	OM1	8	1750 N	8	(1x8)	True	7.0 mm	0.71 MJ/m	20xOD mm	U-DQ(ZN)BH 8G62.5/125	55 kg/km	15xOD mm
54312.1	U-DQ(ZN)BH OM1 12G (1x12) Dca 1750N LSZH black 7.0mm	Dca	7.0 mm	OM1	12	1750 N	12	(1x12)	True	7.0 mm	0.71 MJ/m	20xOD mm	U-DQ(ZN)BH 12G62.5/125	55 kg/km	15xOD mm
54324.1	U-DQ(ZN)BH OM1 24G (1x24) Dca 1750N LSZH black 7.5mm	Dca	7.5 mm	OM1	24	1750 N	24	(1x24)	True	7.5 mm	0.79 MJ/m	20xOD mm	U-DQ(ZN)BH 24G62.5/125	60 kg/km	15xOD mm

Note on Intended Use

This data sheet is intended solely to describe the technical characteristics of the product. It does not replace an assessment of the product's suitability for a specific application. The user is responsible for ensuring that the product is used in accordance with its technical specifications and applicable legal and regulatory requirements.

This datasheet was created automatically on 23-11-2026 . Technical changes reserved.

EFB-Elektronik GmbH
Striegauer Straße 1
33719 Bielefeld

fon: +49 521 40 41 8-0
fax: +49 521 40 41 8-50

info@efb-elektronik.de
www.efb-elektronik.de

WIR SORGEN FÜR VERBINDUNG
WE CARE FOR CONNECTION