DATASHEET

UC FUTURE C22 Cat.8.2 S/FTP 4P 2GHz,LSHF-FR 500m











General data

The installation cable 99827.x is constructed for transmissions up to **2000 MHz** and exceeds with the electrical transmission properties the requirements of the category 8 and lower. With this cable transmission rates up to **40 GBit** according to IEEE 802.3 are possible. Application: Primary (campus), Secondary (riser), Tertiary (horizontal).

Technical properties

AWG-size	22/1
Armour	none
Bending radius (dynamic)	40 mm
Cable	IEC 61156-6
Cable silicone free	True
Cable structure	S/FTP
Cable type	Draka UC FUTURE C22 Cat.8.2
Cabling standards	ISO/IEC 11801
Category	8.2
Characteristic impedance	100 ± 5 Ohm
Conductor category	Class 1 = solid
Conductor material	Copper, tinned
Core identification	Colour

This datasheet was created automatically on 17-10-2026 . Technical changes reserved.

EFB-Elektronik GmbH
Striegauer Straße 1
33719 Bielefeld

fon: +49 521 40 41 8-0
fax: +49 521 40 41 8-50

info@efb-elektronik.de
www.efb-elektronik.de

WIR SORGEN FÜR VERBINDUNG
WE CARE FOR CONNECTION

DATASHEET

UC FUTURE C22 Cat.8.2 S/FTP 4P 2GHz,LSHF-FR 500m

Core insulation	Foam-Skin-PE
Coupling attenuation	≤ 85 dB
Diameter conductor	0.64 mm
Directive/Regulation	RoHS 2011/65/UE
Euro class	Dca
Flame retardant	acc. to IEC/EN 60332-1
Halogen free	acc. to EN 60754-1/2
Harmonised Standard	EN 50575
Installation standard	EN 50174
Insulation resistance (500V)	≥ 5000 MOhm/km
Loop resistance	130 Ohm/km
Low smoke	acc. EN 61034-2
Material outer sheath	FRNC-C
Max. Freuqency	2000 MHz
NVP value	73 %
Operating capacity	43 pF/km
Operating temperature, fix	-20 – 60 °C
Operating temperature, flexible	0 – 50 °C
Operating temperature, storage	-20 – 60 °C
PoE	acc. to IEEE802.3af PoE
Resistance unbalance	1 %
Screen over stranding	braiding
Screen over stranding element	Foil
Separation class acc. EN50174-2	D
Stranding element	Pairs
Test voltage DC, 1 min	1000 V
Transmission standards	IEEE 802.3 10Mbit bis 40Gbit
UV resistant	no

Available variants

ArtNr.	Bezeichnung	Colour outer sheath	Length	Number of cores	RAL colour	Type	Copper weight	Weight	Max. tractive force	Outer diameter approx.	Fire load
99827.1	UC FUTURE C22 Cat.8.2 S/FTP 4P 2GHz, LSHF-FR	yellow	1.0 m	8	RAL 1021	simplex	47 kg/km	80 kg/km	340 N	8.5 mm	674 MJ/km

This datasheet was created automatically on 17-10-2026 . Technical changes reserved.

EFB-Elektronik GmbH
Striegauer Straße 1
33719 Bielefeld

fon: +49 521 40 41 8-0
fax: +49 521 40 41 8-50

info@efb-elektronik.de
www.efb-elektronik.de

WIR SORGEN FÜR VERBINDUNG
WE CARE FOR CONNECTION

DATASHEET

UC FUTURE C22 Cat.8.2 S/FTP 4P 2GHz,LSHF-FR 500m

99827.100	UC FUTURE C22 Cat.8.2 S/FTP 4P 2GHz, LSHF-FR 100m	yellow	100.0 m	8	RAL 1021	simplex	47 kg/km	80 kg/km	340 N	8.5 mm	674 MJ/km
99827.500	UC FUTURE C22 Cat.8.2 S/FTP 4P 2GHz,LSHF-FR 500m	yellow	500.0 m	8	RAL 1021	simplex	47 kg/km	80 kg/km	340 N	8.5 mm	674 MJ/km

Note on Intended Use

This data sheet is intended solely to describe the technical characteristics of the product. It does not replace an assessment of the product's suitability for a specific application. The user is responsible for ensuring that the product is used in accordance with its technical specifications and applicable legal and regulatory requirements.

This datasheet was created automatically on 17-10-2026 . Technical changes reserved.

EFB-Elektronik GmbH
Striegauer Straße 1
33719 Bielefeld

fon: +49 521 40 41 8-0
fax: +49 521 40 41 8-50

info@efb-elektronik.de
www.efb-elektronik.de

WIR SORGEN FÜR VERBINDUNG
WE CARE FOR CONNECTION