DATASHEET

19" EFB Server 42U, 800x1000 mm, F+R 1-Part, RAL7035







General data

19“ server cabinet according to DIN41494
Steel sheet housing with screwed profile frame, completely pre-assembled, dismountable
Inside front and rear 4 x 19“ profile rails (2 front, 2 rear), galvanised, toolless stepless depth-adjustable
Scaling for depth-adjustment at the profile carrying rails
Contrariwsie numbering of rack units at the 19“ profiles
Front- and rear door steel, perforated, 1-part or 2-part, perforation degree > 80 %, perforation area up to 86 %
1-part door with 5-point locking and turning handle, lockable, incl. profile half-cylinder acc. to DIN18252 / EN1303, door stop right or left-sided possible
2-part door with 3-point bar locking and turning handle, lockable, incl. profile half-cylinder acc. to DIN18252 / EN1303
Profile half-cylinder exchangeable by customer (30/10 mm)
Door opening angle up to 270°
Delivery without side walls, side walls available in 4 variants:
Type A – Side wall, horizontally divided, door opening angle 270°

This datasheet was created automatically on 19-10-2026 . Technical changes reserved.

EFB-Elektronik GmbH
Striegauer Straße 1
33719 Bielefeld

fon: +49 521 40 41 8-0
fax: +49 521 40 41 8-50

info@efb-elektronik.de
www.efb-elektronik.de

WIR SORGEN FÜR VERBINDUNG
WE CARE FOR CONNECTION

DATASHEET

19" EFB Server 42U, 800x1000 mm, F+R 1-Part, RAL7035

Type B – Side wall, horizontally divided, enables lateral PDU mounting in cabinet width 600 mm
Type C – Bulkhead, 1-part, for cabinets with levelling feet
Type D – Bulkhead, 1-part, for cabinets without levelling feet
Cabinets stackable side-by-side with stacking set Art.-No. ESV-ANR01
Bulkheads are retrofittable onto already stacked cabinets
Roof toolless mountable, with pre-punched ventilation openings for use of up to 2 fan units (2-fan or 4-fan type)
Roof with cable entries over full cabinet length after toolless removal of the pre-punched lateral covers
Delivery without bottom
Max. load 1500 kg, optionally up to 2400 kg possible
All cabinet parts inside completely grounded
Paint finish RAL7035, light grey / RAL9005, jet black
Protection degree IP20 (except of bottom area)
Scope of supply: 1 x set of captive nuts (PU 20 pcs), 4 x levelling feet M12, 2 x key
Delivery in transport packaging on disposable pallet

Technical properties	
Active air conditioning	False
Air inlet floor	Bottom open when delivered, (modular floor panels optional)
Cabinet Series	EFB-Server
Cable entry roof/floor	Roof left and right across the entire depth of the cabinet, open base
Category	19" server cabinet according to DIN41494
Degree of protection	IP20 with base plates installed
Demountable	True
Door hinge reversible front door	True
Door hinge reversible rear door	True
Door opening angle front door	270 °
Door opening angle rear door	270 °
Frame	screwed together, completely pre-assembled
Material	Steel
Model	With permanent frame
Modular spacing	482,6 mm (19 inch)
Mounting level	Front and rear
PHC replaceable front door	True, according to DIN18252 (30/10 mm)
PHC replaceable rear door	True
Packaging	Delivery in transport packaging on a disposable pallet
Perforation level front door	> 80 % / 86 % perforated area
Perforation level rear door	> 80 % / 86 % perforated area
Scope of delivery	1x cabinet, 1 x cage nut set (20 pieces per pack), 4 x leveling feet M12, 2 x wrenches

This datasheet was created automatically on 19-10-2026 . Technical changes reserved.

EFB-Elektronik GmbH
Striegauer Straße 1
33719 Bielefeld
fon: +49 521 40 41 8-0
fax: +49 521 40 41 8-50
info@efb-elektronik.de
www.efb-elektronik.de

WIR SORGEN FÜR VERBINDUNG
WE CARE FOR CONNECTION

DATASHEET

19" EFB Server 42U, 800x1000 mm, F+R 1-Part, RAL7035

Stackable	True
Surface finishing	Powder coating
Toolless depth adjustment	True
Type of back door	Steel perforated 1-part
Type of front door	Steel perforated 1-part
Type of profile rail	Crank
Type of ventilation	Passive
With backside door	True
With earthing	True
With front door	True
With roof plate	True
With sidewall	False
With socket	False

Available variants

ArtNr.	Bezeichnung	Colour	Depth	Front door locking system	Material front door	Material rear door	Max. load capacity	Number of height units	Rear door locking system	Width	With glazed door	With vertical cable management	Height	RAL-number	Number of doors
ESV-4280GR.P1OS	19" EFB Server 42U, 800x1000 mm, F+R 1-Part, RAL7035	grey	1000 mm	5-point rod locking mechanism with swivel lever	Steel	Steel	1600 kg	42 HE	5-point rod locking mechanism with swivel lever	800 mm	False	False	2000 mm	7035	2
ESV-4780GR.P1OS	19" EFB Server 47U, 800x1000 mm, F+R 1-Part, RAL7035	grey	1000 mm	5-point rod locking mechanism with swivel lever	Steel	Steel	1600 kg	47 HE	5-point rod locking mechanism with swivel lever	800 mm	False	False	2200 mm	7035	2

Note on Intended Use

This data sheet is intended solely to describe the technical characteristics of the product. It does not replace an assessment of the product's suitability for a specific application. The user is responsible for ensuring that the product is used in accordance with its technical specifications and applicable legal and regulatory requirements.

This datasheet was created automatically on 19-10-2026 . Technical changes reserved.

EFB-Elektronik GmbH
Striegauer Straße 1
33719 Bielefeld

fon: +49 521 40 41 8-0
fax: +49 521 40 41 8-50

info@efb-elektronik.de
www.efb-elektronik.de

WIR SORGEN FÜR VERBINDUNG
WE CARE FOR CONNECTION