DATASHEET

RJ45 Patch Cord Cat.5e F/UTP LSZHDraka UC300 TM11 yellow 10m









General data

The Cat.5e LAN cable from EFB-Elektronik transmits data up to 2.5Gbit. The F/UTP shielding reliably protects against interference and ensures good signal quality. Because it is a Cat.5e network cable, it offers a frequency range of up to 100MHz.

• Cover fire protection requirements in compliance with standards – flame-retardant cable behaviour according to IEC60332-1 reduces the spread of fire in the event of a fault and supports compliance with common installation specifications.
• Power and connect end devices via one cable – reduces cabling effort because data and power are transmitted via 4PPoE according to IEEE802.3bt on one line (fewer power supplies/sockets, faster installation).
• Increased safety in the event of a fire – low smoke generation after IEC61034 helps to keep escape routes as low-smoke as possible in the event of a fire, and the halogen-free materials according to IEC60754-2 reduce the

This datasheet was created automatically on 25-10-2026 . Technical changes reserved.

EFB-Elektronik GmbH
Striegauer Straße 1
33719 Bielefeld

fon: +49 521 40 41 8-0
fax: +49 521 40 41 8-50

info@efb-elektronik.de
www.efb-elektronik.de

WIR SORGEN FÜR VERBINDUNG
WE CARE FOR CONNECTION

RJ45 Patch Cord Cat.5e F/UTP LSZHDraka UC300 TM11 yellow 10m

development of corrosive fire gases.

Product Description
The foil shield of this F/UTP network cable minimizes external interference, improves transmission stability and supports consistent network performance. The temperature range of the cable is -20 – 60 °C. The wide range of possible applications is supported by the bending radius of >20 mm. The LAN cable is IP20 rated. The LSZH jacket is halogen-free and low-smoke. In the event of a fire, it minimizes smoke development and increases indoor safety.

Technical details
• Cat.5e
• Connector: RJ45 8(8) to RJ45 8(8) with TM11 connectors
• Shielding: F/UTP cable with 4x2 x AWG26/7
• Cable shape: round
• Pin assignment: 1:1 according to TIA/EIA 568B
• Equivalent to PoE class: PoE to IEEE802.3af, PoE+ to IEEE802.3at, and 4PPoE to IEEE802.3bt
• Gold-plated contacts
• Sheath: LSZH sheath material
• Outer diameter: 5.4 mm
• With an attached anti-kink grommet
• Fire protection: flame-retardant according to IEC60332-1, low-smoke according to IEC61034, halogen-free according to IEC60754-2
• Degree of protection: IP20
• With a 360° umbrella attachment
• Mating cycles: ≥750
• Brand: EFB-Elektronik

Technical properties	
AWG-size	26/7
Allocation	acc. TIA/EIA 568B
Anti-kink sleeve	put-on
Area of Application	Industrial Ethernet
Bandwidth	100MHz
Bending radius	>20 mm
Cable construction	4x2
Cable shape	rund
Cable type	F/UTP
Cable type acc. to Manufacturer	Draka UC300 S26
Cabling standard	EN50173
Category	5e
Colour anti-kink sleeve	yellow
Colour outer sheath	yellow

This datasheet was created automatically on 25-10-2026 . Technical changes reserved.

EFB-Elektronik GmbH
Striegauer Straße 1
33719 Bielefeld
fon: +49 521 40 41 8-0
fax: +49 521 40 41 8-50
info@efb-elektronik.de
www.efb-elektronik.de

WIR SORGEN FÜR VERBINDUNG
WE CARE FOR CONNECTION

DATASHEET

RJ45 Patch Cord Cat.5e F/UTP LSZHDraka UC300 TM11 yellow 10m

Conductive shield	360° shield contact
Conductor Material	Copper
Conductor resistance DC	130 Ω/km
Connector	IEC 60603-7-3
Connector type	TM11
Contacts	Gold plated
Current capacity	max. 1 A
Fire retardant version	acc. IEC60332-1
Halogen free	acc. IEC60754-2
Harmonised Standard	EN 50575
Impedance	100 ±15 Ω
Insulation Resistance	> 2000 MΩ
Length imprint	False
Locking lever	False
Loop resistance	< 260 Ω/km
Low smoke	acc. IEC61034
Material outer sheath	LSZH
Mating cycles	≥750
Model	shielded
NVP value	67 %
Oil resistant	no
Operating Temperature	-20 – 60 °C
Operating-/ tempering voltage	max. 50 V DC
Outer diameter of the cable	5.4 mm
Ozone resistance	No
Pin assignment	1:1
Resistance unbalance	3 %
Resistant to chemicals	False
Suitable for degree of protection (IP)	IP20
Test voltage	1000 (V DC, 1min) core/core und core/screen
Transmission	2.5Gbit
Type of connector connection 1	RJ45 8(8)
Type of connector connection 2	RJ45 8(8)
UL approbated	False
UV resistant	no

This datasheet was created automatically on 25-10-2026 . Technical changes reserved.

EFB-Elektronik GmbH
Striegauer Straße 1
33719 Bielefeld

fon: +49 521 40 41 8-0
fax: +49 521 40 41 8-50

info@efb-elektronik.de
www.efb-elektronik.de

WIR SORGEN FÜR VERBINDUNG
WE CARE FOR CONNECTION

DATASHEET

RJ45 Patch Cord Cat.5e F/UTP LSZHDraka UC300 TM11 yellow 10m

Available variants

ArtNr.	Bezeichnung	Length	POE class	Length tolerance
K8075.0,15	RJ45 Patch Cord Cat.5e F/UTP LSZH Draka UC300 TM11 yellow 0.15m	0.15 m	PoE acc. to IEEE802.3af;PoE+ acc. to IEEE802.3at;4PPoE acc. to IEEE802.3bt	±5 %
K8075.0,25	RJ45 Patch Cord Cat.5e F/UTP LSZHDraka UC300 TM11 yellow 0,25m	0.25 m	PoE acc. to IEEE802.3af;PoE+ acc. to IEEE802.3at;4PPoE acc. to IEEE802.3bt	±5 %
K8075.0,50	RJ45 Patch Cord Cat.5e F/UTP LSZHDraka UC300 TM11 yellow 0,5m	0.5 m	PoE acc. to IEEE802.3af;PoE+ acc. to IEEE802.3at;4PPoE acc. to IEEE802.3bt	±5 %
K8075.1	RJ45 Patch Cord Cat.5e F/UTP LSZHDraka UC300 TM11 yellow 1m	1.0 m	PoE acc. to IEEE802.3af;PoE+ acc. to IEEE802.3at;4PPoE acc. to IEEE802.3bt	±5 %
K8075.1,5	RJ45 Patch Cord Cat.5e F/UTP LSZHDraka UC300 TM11 yellow 1,5m	1.5 m	PoE acc. to IEEE802.3af;PoE+ acc. to IEEE802.3at;4PPoE acc. to IEEE802.3bt	±5 %
K8075.10	RJ45 Patch Cord Cat.5e F/UTP LSZHDraka UC300 TM11 yellow 10m	10.0 m	PoE acc. to IEEE802.3af;PoE+ acc. to IEEE802.3at;4PPoE acc. to IEEE802.3bt	±5 %
K8075.15	RJ45 Patch Cord Cat.5e F/UTP LSZHDraka UC300 TM11 yellow 15m	15.0 m	PoE acc. to IEEE802.3af;PoE+ acc. to IEEE802.3at;4PPoE acc. to IEEE802.3bt	±5 %
K8075.2	RJ45 Patch Cord Cat.5e F/UTP LSZHDraka UC300 TM11 yellow 2m	2.0 m	PoE acc. to IEEE802.3af;PoE+ acc. to IEEE802.3at;4PPoE acc. to IEEE802.3bt	±5 %
K8075.20	RJ45 Patch Cord Cat.5e F/UTP LSZHDraka UC300 TM11 yellow 20m	20.0 m	PoE acc. to IEEE802.3af;PoE+ acc. to IEEE802.3at;4PPoE acc. to IEEE802.3bt	±5 %
K8075.25	RJ45 Patch Cord Cat.5e F/UTP LSZHDraka UC300 TM11 yellow 25m	25.0 m	PoE acc. to IEEE802.3af;PoE+ acc. to IEEE802.3at	±5 %
K8075.3	RJ45 Patch Cord Cat.5e F/UTP LSZHDraka UC300 TM11 yellow 3m	3.0 m	PoE acc. to IEEE802.3af;PoE+ acc. to IEEE802.3at;4PPoE acc. to IEEE802.3bt	±5 %
K8075.30	RJ45 Patch Cord Cat.5e F/UTP LSZHDraka UC300 TM11 yellow 30m	30.0 m	PoE acc. to IEEE802.3af;PoE+ acc. to IEEE802.3at	±5 %
K8075.40	RJ45 Patch Cord Cat.5e F/UTP LSZHDraka UC300 TM11 yellow 40m	40.0 m	PoE acc. to IEEE802.3af	±5 %
K8075.5	RJ45 Patch Cord Cat.5e F/UTP LSZHDraka UC300 TM11 yellow 5m	5.0 m	PoE acc. to IEEE802.3af;PoE+ acc. to IEEE802.3at;4PPoE acc. to IEEE802.3bt	±5 %
K8075.50	RJ45 Patch Cord Cat.5e F/UTP LSZHDraka UC300 TM11 yellow 50m	50.0 m	No	±5 %
K8075.7,5	RJ45 Patch Cord Cat.5e F/UTP LSZHDraka UC300 TM11 yellow 7,5m	7.5 m	PoE acc. to IEEE802.3af;PoE+ acc. to IEEE802.3at;4PPoE acc. to IEEE802.3bt	±5 %

Note on Intended Use

This data sheet is intended solely to describe the technical characteristics of the product. It does not replace an assessment of the product's suitability for a specific application. The user is responsible for ensuring that the product is used in accordance with its technical specifications and applicable legal and regulatory requirements.

This datasheet was created automatically on 25-10-2026 . Technical changes reserved.

EFB-Elektronik GmbH
Striegauer Straße 1
33719 Bielefeld

fon: +49 521 40 41 8-0
fax: +49 521 40 41 8-50

info@efb-elektronik.de
www.efb-elektronik.de

WIR SORGEN FÜR VERBINDUNG
WE CARE FOR CONNECTION