# DATASHEET

## RJ45 Patch Cord Cat.6 U/UTP LSZH CCA grey 25m







### General data

This Cat.6 data cable from EFB-Elektronik supports data transfers up to 5Gbit. Because it is a Cat.6 Ethernet cable, it offers a frequency range of up to 250MHz, which provides high data transmission performance.

• Cover fire protection requirements in compliance with standards – flame-retardant cable behaviour according to IEC60332-1 reduces the spread of fire in the event of a fault and supports compliance with common installation specifications.
• Increased safety in the event of a fire – low smoke generation after IEC61034 helps to keep escape routes as low-smoke as possible in the event of a fire, and the halogen-free materials according to IEC60754-2 reduce the development of corrosive fire gases.
• Ensure reliable 5 Gigabit connections – gold-plated contact surfaces reduce contact resistance and contact corrosion, which supports signal quality and thus stable 5Gbps transmission.

Product Description



EFB-Elektronik GmbH
Striegauer Straße 1
33719 Bielefeld

fon: +49 521 40 41 8-0
fax: +49 521 40 41 8-50

info@efb-elektronik.de
www.efb-elektronik.de

WIR SORGEN FÜR VERBINDUNG
WE CARE FOR CONNECTION

# DATASHEET

## RJ45 Patch Cord Cat.6 U/UTP LSZH CCA grey 25m

The unshielded design in this U/UTP LAN cable enables cost-effective networking in low-interference environments while providing high flexibility for easy installation. It can be used in a temperature range of -20 – 60 °C. The wide range of possible applications is supported by the bending radius of >30 mm. The network cable has an IP20 rating. The LSZH jacket is halogen-free and low-smoke. In the event of a fire, it minimizes smoke development and increases indoor safety.

Technical details
• Cat.6
• Connector: RJ45 8(8) to RJ45 8(8) with RJ45 connectors
• Shielding: U/UTP cable with 4x2 x AWG24/7
• Cable shape: round
• Pin assignment: 1:1 according to TIA/EIA 568B
• Gold-plated contacts
• Sheath: LSZH sheath material
• Outer diameter: 5.9 mm
• With an injected anti-kink grommet
• Fire protection: flame-retardant according to IEC60332-1, low-smoke according to IEC61034, halogen-free according to IEC60754-2
• Degree of protection: IP20
• With locking lever protection
• Mating cycles: ≥750
• With length print
• Brand: EFB-Elektronik

| **Technical properties** | |
|---|---|
| AWG-size | 24/7 |
| Allocation | acc. TIA/EIA 568B |
| Anti-kink sleeve | moulded-on |
| Area of Application | Industrial Ethernet |
| Bandwidth | 250MHz |
| Bending radius | >30 mm |
| Cable construction | 4x2 |
| Cable shape | rund |
| Cable type | U/UTP |
| Cabling standard | EN50173 |
| Category | 6 |
| Colour anti-kink sleeve | grey |
| Colour outer sheath | grey |
| Conductive shield | No |
| Conductor Material | CCA |
| Connector | IEC 60603-7-4 |
| Connector type | RJ45 standard |

**This datasheet was created automatically on 25-10-2026 . Technical changes reserved.**

EFB-Elektronik GmbH
Striegauer Straße 1
33719 Bielefeld
fon: +49 521 40 41 8-0
fax: +49 521 40 41 8-50
info@efb-elektronik.de
www.efb-elektronik.de

WIR SORGEN FÜR VERBINDUNG
WE CARE FOR CONNECTION

# DATASHEET

## RJ45 Patch Cord Cat.6 U/UTP LSZH CCA grey 25m

| | |
|---|---|
| Contacts | Gold plated |
| Current capacity | max. 1 A |
| Fire retardant version | acc. IEC60332-1 |
| Halogen free | acc. IEC60754-2 |
| Harmonised Standard | EN 50575 |
| Impedance | 100 |
| Length imprint | True |
| Locking lever | True |
| Low smoke | acc. IEC61034 |
| Material outer sheath | LSZH |
| Mating cycles | ≥750 |
| Model | unshielded |
| Oil resistant | no |
| Operating Temperature | -20 – 60 °C |
| Operating-/ tempering voltage | max. 50 V DC |
| Outer diameter of the cable | 5.9 mm |
| Ozone resistance | No |
| Pin assignment | 1:1 |
| Printing | CAT.6 U/UTP AWG24 stranded × 4pairs LSZH cable ***5 GIGABIT*** www.efb-elektronik.de |
| Resistant to chemicals | False |
| Silicone-free | True |
| Suitable for degree of protection (IP) | IP20 |
| Test voltage | 1000 (V DC, 1min) core/core und core/screen |
| Transmission | 5Gbit |
| Type of connector connection 1 | RJ45 8(8) |
| Type of connector connection 2 | RJ45 8(8) |
| UL approbated | False |
| UV resistant | no |

**Available variants**

| ArtNr. | Bezeichnung | Length | POE class | Length tolerance |
|---|---|---|---|---|
| K8104GR.0,25 | RJ45 Patch Cord Cat.6 U/UTP LSZH CCA grey 0,25m | 0.25 m | No | ±5 % |
| K8104GR.0,5 | RJ45 Patch Cord Cat.6 U/UTP LSZH CCA grey 0,5m | 0.5 m | No | ±5 % |
| K8104GR.1 | RJ45 Patch Cord Cat.6 U/UTP LSZH CCA grey 1m | 1.0 m | No | ±5 % |
| K8104GR.1,5 | RJ45 Patch Cord Cat.6 U/UTP LSZH CCA grey 1,5m | 1.5 m | No | ±5 % |
| K8104GR.10 | RJ45 Patch Cord Cat.6 U/UTP LSZH CCA grey 10m | 10.0 m | No | ±5 % |

**This datasheet was created automatically on 25-10-2026 . Technical changes reserved.**

EFB-Elektronik GmbH
Striegauer Straße 1
33719 Bielefeld

fon: +49 521 40 41 8-0
fax: +49 521 40 41 8-50

info@efb-elektronik.de
www.efb-elektronik.de

WIR SORGEN FÜR VERBINDUNG
WE CARE FOR CONNECTION

# RJ45 Patch Cord Cat.6 U/UTP LSZH CCA grey 25m

| | | | | |
|---|---|---|---|---|
| K8104GR.15 | RJ45 Patch Cord Cat.6 U/UTP LSZH CCA grey 15m | 15.0 m | No | ±5 % |
| K8104GR.2 | RJ45 Patch Cord Cat.6 U/UTP LSZH CCA grey 2m | 2.0 m | No | ±5 % |
| K8104GR.20 | RJ45 Patch Cord Cat.6 U/UTP LSZH CCA grey 20m | 20.0 m | No | ±5 % |
| K8104GR.25 | RJ45 Patch Cord Cat.6 U/UTP LSZH CCA grey 25m | 25.0 m | No | ±5 % |
| K8104GR.3 | RJ45 Patch Cord Cat.6 U/UTP LSZH CCA grey 3m | 3.0 m | No | ±5 % |
| K8104GR.30 | RJ45 Patch Cord Cat.6 U/UTP LSZH CCA grey 30m | 30.0 m | No | ±5 % |
| K8104GR.5 | RJ45 Patch Cord Cat.6 U/UTP LSZH CCA grey 5m | 5.0 m | No | ±5 % |
| K8104GR.50 | RJ45 Patch Cord Cat.6 U/UTP LSZH CCA grey 50m | 50.0 m | No | ±5 % |
| K8104GR.7,5 | RJ45 Patch Cord Cat.6 U/UTP LSZH CCA grey 7,5m | 7.5 m | No | ±5 % |

**Note on Intended Use**

This data sheet is intended solely to describe the technical characteristics of the product. It does not replace an assessment of the product’s suitability for a specific application. The user is responsible for ensuring that the product is used in accordance with its technical specifications and applicable legal and regulatory requirements.

**This datasheet was created automatically on 25-10-2026 . Technical changes reserved.**

EFB-Elektronik GmbH
Striegauer Straße 1
33719 Bielefeld

fon: +49 521 40 41 8-0
fax: +49 521 40 41 8-50

info@efb-elektronik.de
www.efb-elektronik.de

WIR SORGEN FÜR VERBINDUNG
WE CARE FOR CONNECTION