DATASHEET

RJ45 Patch Cord Cat.6A U/UTP LSZH Premium 500MHz grey 1,5m







General data

This Cat.6A (TIA) network cable from EFB-Elektronik supports data transfers up to 10Gbit. Since it is a Cat.6A (TIA) LAN cable, it offers a frequency range of up to 500MHz, which provides high data transmission performance.

• Cover fire protection requirements in compliance with standards – flame-retardant cable behaviour according to IEC60332-1 reduces the spread of fire in the event of a fault and supports compliance with common installation specifications.
• Increased safety in the event of a fire – low smoke generation after IEC61034 helps to keep escape routes as low-smoke as possible in the event of a fire, and the halogen-free materials according to IEC60754-2 reduce the development of corrosive fire gases.
• Reliable performance for your network connection – the pure copper conductor material ensures stable data transmission and supports consistent signal quality in typical IT and home network applications.

This datasheet was created automatically on 19-10-2026 . Technical changes reserved.

EFB-Elektronik GmbH
Striegauer Straße 1
33719 Bielefeld

fon: +49 521 40 41 8-0
fax: +49 521 40 41 8-50

info@efb-elektronik.de
www.efb-elektronik.de

WIR SORGEN FÜR VERBINDUNG
WE CARE FOR CONNECTION

DATASHEET

RJ45 Patch Cord Cat.6A U/UTP LSZH Premium 500MHz grey 1,5m

Product Description
The unshielded design in this U/UTP LAN cable enables cost-effective networking in low-interference environments while providing high flexibility for easy installation. The temperature range of the cable is -20 – 60 °C. The wide range of possible applications is supported by the bending radius of >30 mm. The data cable has an IP20 rating. The LSZH jacket is halogen-free and low-smoke. In the event of a fire, it minimizes smoke development and increases indoor safety.

Technical details
• Cat.6A (TIA)
• Connector: RJ45 8(8) to RJ45 8(8) with blue RJ45 connectors
• Shielding: U/UTP cable with 4x2 x AWG24/7
• Cable shape: round
• Pin assignment: 1:1 according to TIA/EIA 568B
• Equivalent to PoE class: PoE to IEEE802.3af, PoE+ to IEEE802.3at, and 4PPoE to IEEE802.3bt
• Gold-plated contacts
• Sheath: LSZH sheath material
• Outer diameter: 6.0 mm
• With an injected anti-kink grommet
• Fire protection: flame-retardant according to IEC60332-1, low-smoke according to IEC61034, halogen-free according to IEC60754-2
• Degree of protection: IP20
• With locking lever protection
• Mating cycles: ≥750
• With length print
• Brand: EFB-Elektronik

Technical properties	
AWG-size	24/7
Allocation	acc. TIA/EIA 568B
Anti-kink sleeve	moulded-on
Area of Application	Industrial Ethernet
Bandwidth	500MHz
Bending radius	>30 mm
Cable construction	4x2
Cable shape	rund
Cable type	U/UTP
Cabling standard	EN50173
Category	6A (TIA)
Colour anti-kink sleeve	grey
Colour outer sheath	grey
Conductive shield	No

This datasheet was created automatically on 19-10-2026 . Technical changes reserved.

EFB-Elektronik GmbH
Striegauer Straße 1
33719 Bielefeld
fon: +49 521 40 41 8-0
fax: +49 521 40 41 8-50
info@efb-elektronik.de
www.efb-elektronik.de

WIR SORGEN FÜR VERBINDUNG
WE CARE FOR CONNECTION

DATASHEET

RJ45 Patch Cord Cat.6A U/UTP LSZH Premium 500MHz grey 1,5m

Conductor Material	Copper
Connector	IEC 60603-7-41
Connector type	RJ45 standard blue
Contacts	Gold plated
Current capacity	max. 1 A
Fire retardant version	acc. IEC60332-1
Halogen free	acc. IEC60754-2
Harmonised Standard	EN 50575
Impedance	100
Length imprint	True
Locking lever	True
Low smoke	acc. IEC61034
Material outer sheath	LSZH
Mating cycles	≥750
Model	unshielded
Oil resistant	no
Operating Temperature	-20 – 60 °C
Operating-/ tempering voltage	max. 50 V DC
Outer diameter of the cable	6.0 mm
Ozone resistance	No
Pin assignment	1:1
Printing	Cat.6A PREMIUM Patchcord U/UTP 4x2xAWG24/7 ISO/IEC11801 TIA/EIA-568-C.2 ***10Gigabit Ethernet*** www.efb-elektronik.de
Resistant to chemicals	False
Suitable for degree of protection (IP)	IP20
Test voltage	1000 (V DC, 1min) core/core und core/screen
Transmission	10Gbit
Type of connector connection 1	RJ45 8(8)
Type of connector connection 2	RJ45 8(8)
UL approbated	False
UV resistant	no

Available variants

ArtNr.	Bezeichnung	Length	POE class	Length tolerance

This datasheet was created automatically on 19-10-2026 . Technical changes reserved.

EFB-Elektronik GmbH
Striegauer Straße 1
33719 Bielefeld
fon: +49 521 40 41 8-0
fax: +49 521 40 41 8-50
info@efb-elektronik.de
www.efb-elektronik.de

WIR SORGEN FÜR VERBINDUNG
WE CARE FOR CONNECTION

RJ45 Patch Cord Cat.6A U/UTP LSZH Premium 500MHz grey 1,5m

K8109GR.0,15	RJ45 Patch Cord Cat.6A U/UTP LSZH Premium 500MHz grey 0,15m	0.15 m	PoE acc. to IEEE802.3af;PoE+ acc. to IEEE802.3at;4PPoE acc. to IEEE802.3bt	±5 %
K8109GR.0,25	RJ45 Patch Cord Cat.6A U/UTP LSZH Premium 500MHz grey 0,25m	0.25 m	PoE acc. to IEEE802.3af;PoE+ acc. to IEEE802.3at;4PPoE acc. to IEEE802.3bt	±5 %
K8109GR.0,5	RJ45 Patch Cord Cat.6A U/UTP LSZH Premium 500MHz grey 0,5m	0.5 m	PoE acc. to IEEE802.3af;PoE+ acc. to IEEE802.3at;4PPoE acc. to IEEE802.3bt	±5 %
K8109GR.1	RJ45 Patch Cord Cat.6A U/UTP LSZH Premium 500MHz grey 1m	1.0 m	PoE acc. to IEEE802.3af;PoE+ acc. to IEEE802.3at;4PPoE acc. to IEEE802.3bt	±5 %
K8109GR.1,5	RJ45 Patch Cord Cat.6A U/UTP LSZH Premium 500MHz grey 1,5m	1.5 m	PoE acc. to IEEE802.3af;PoE+ acc. to IEEE802.3at;4PPoE acc. to IEEE802.3bt	±5 %
K8109GR.10	RJ45 Patch Cord Cat.6A U/UTP LSZH Premium 500MHz grey 10m	10.0 m	PoE acc. to IEEE802.3af;PoE+ acc. to IEEE802.3at;4PPoE acc. to IEEE802.3bt	±5 %
K8109GR.15	RJ45 Patch Cord Cat.6A U/UTP LSZH Premium 500MHz grey 15m	15.0 m	PoE acc. to IEEE802.3af;PoE+ acc. to IEEE802.3at;4PPoE acc. to IEEE802.3bt	±5 %
K8109GR.2	RJ45 Patch Cord Cat.6A U/UTP LSZH Premium 500MHz grey 2m	2.0 m	PoE acc. to IEEE802.3af;PoE+ acc. to IEEE802.3at;4PPoE acc. to IEEE802.3bt	±5 %
K8109GR.5	RJ45 Patch Cord Cat.6A U/UTP LSZH Premium 500MHz grey 5m	5.0 m	PoE acc. to IEEE802.3af;PoE+ acc. to IEEE802.3at;4PPoE acc. to IEEE802.3bt	±5 %
K8109GR.7,5	RJ45 Patch Cord Cat.6A U/UTP LSZH Premium 500MHz grey 7,5m	7.5 m	PoE acc. to IEEE802.3af;PoE+ acc. to IEEE802.3at;4PPoE acc. to IEEE802.3bt	±5 %

Note on Intended Use

This data sheet is intended solely to describe the technical characteristics of the product. It does not replace an assessment of the product's suitability for a specific application. The user is responsible for ensuring that the product is used in accordance with its technical specifications and applicable legal and regulatory requirements.

EFB-Elektronik GmbH
Striegauer Straße 1
33719 Bielefeld

fon: +49 521 40 41 8-0
fax: +49 521 40 41 8-50

info@efb-elektronik.de
www.efb-elektronik.de

WIR SORGEN FÜR VERBINDUNG
WE CARE FOR CONNECTION