DATASHEET

RJ45 Patch Cord Cat.6A U/UTP LSZH Premium 500MHz grey 15m







General data

This Cat.6A (TIA) network cable from EFB-Elektronik supports data transfers up to 10Gbit. Since it is a Cat.6A (TIA) LAN cable, it offers a frequency range of up to 500MHz, which provides high data transmission performance.

• Cover fire protection requirements in compliance with standards – flame-retardant cable behaviour according to IEC60332-1 reduces the spread of fire in the event of a fault and supports compliance with common installation specifications.
• Increased safety in the event of a fire – low smoke generation after IEC61034 helps to keep escape routes as low-smoke as possible in the event of a fire, and the halogen-free materials according to IEC60754-2 reduce the development of corrosive fire gases.
• Reliable performance for your network connection – the pure copper conductor material ensures stable data transmission and supports consistent signal quality in typical IT and home network applications.

This datasheet was created automatically on 17-10-2026 . Technical changes reserved.

EFB-Elektronik GmbH
Striegauer Straße 1
33719 Bielefeld

fon: +49 521 40 41 8-0
fax: +49 521 40 41 8-50

info@efb-elektronik.de
www.efb-elektronik.de

WIR SORGEN FÜR VERBINDUNG
WE CARE FOR CONNECTION

DATASHEET

RJ45 Patch Cord Cat.6A U/UTP LSZH Premium 500MHz grey 15m

Product Description
The unshielded design in this U/UTP LAN cable enables cost-effective networking in low-interference environments while providing high flexibility for easy installation. The temperature range of the cable is -20 – 60 °C. The wide range of possible applications is supported by the bending radius of >30 mm. The data cable has an IP20 rating. The LSZH jacket is halogen-free and low-smoke. In the event of a fire, it minimizes smoke development and increases indoor safety.

Technical details
• Cat.6A (TIA)
• Connector: RJ45 8(8) to RJ45 8(8) with blue RJ45 connectors
• Shielding: U/UTP cable with 4x2 x AWG24/7
• Cable shape: round
• Pin assignment: 1:1 according to TIA/EIA 568B
• Equivalent to PoE class: PoE to IEEE802.3af, PoE+ to IEEE802.3at, and 4PPoE to IEEE802.3bt
• Gold-plated contacts
• Sheath: LSZH sheath material
• Outer diameter: 6.0 mm
• With an injected anti-kink grommet
• Fire protection: flame-retardant according to IEC60332-1, low-smoke according to IEC61034, halogen-free according to IEC60754-2
• Degree of protection: IP20
• With locking lever protection
• Mating cycles: ≥750
• With length print
• Brand: EFB-Elektronik

Technical properties	
AWG-size	24/7
Allocation	acc. TIA/EIA 568B
Anti-kink sleeve	moulded-on
Area of Application	Industrial Ethernet
Bandwidth	500MHz
Bending radius	>30 mm
Cable construction	4x2
Cable shape	rund
Cable type	U/UTP
Cabling standard	EN50173
Category	6A (TIA)
Colour anti-kink sleeve	grey
Colour outer sheath	grey
Conductive shield	No

This datasheet was created automatically on 17-10-2026 . Technical changes reserved.

EFB-Elektronik GmbH
Striegauer Straße 1
33719 Bielefeld
fon: +49 521 40 41 8-0
fax: +49 521 40 41 8-50
info@efb-elektronik.de
www.efb-elektronik.de

WIR SORGEN FÜR VERBINDUNG
WE CARE FOR CONNECTION

DATASHEET

RJ45 Patch Cord Cat.6A U/UTP LSZH Premium 500MHz grey 15m

Conductor Material	Copper
Connector	IEC 60603-7-41
Connector type	RJ45 standard blue
Contacts	Gold plated
Current capacity	max. 1 A
Fire retardant version	acc. IEC60332-1
Halogen free	acc. IEC60754-2
Harmonised Standard	EN 50575
Impedance	100
Length imprint	True
Locking lever	True
Low smoke	acc. IEC61034
Material outer sheath	LSZH
Mating cycles	≥750
Model	unshielded
Oil resistant	no
Operating Temperature	-20 – 60 °C
Operating-/ tempering voltage	max. 50 V DC
Outer diameter of the cable	6.0 mm
Ozone resistance	No
Pin assignment	1:1
Printing	Cat.6A PREMIUM Patchcord U/UTP 4x2xAWG24/7 ISO/IEC11801 TIA/EIA-568-C.2 ***10Gigabit Ethernet*** www.efb-elektronik.de
Resistant to chemicals	False
Suitable for degree of protection (IP)	IP20
Test voltage	1000 (V DC, 1min) core/core und core/screen
Transmission	10Gbit
Type of connector connection 1	RJ45 8(8)
Type of connector connection 2	RJ45 8(8)
UL approbated	False
UV resistant	no

Available variants

ArtNr.	Bezeichnung	Length	POE class	Length tolerance

This datasheet was created automatically on 17-10-2026 . Technical changes reserved.

EFB-Elektronik GmbH
Striegauer Straße 1
33719 Bielefeld
fon: +49 521 40 41 8-0
fax: +49 521 40 41 8-50
info@efb-elektronik.de
www.efb-elektronik.de

WIR SORGEN FÜR VERBINDUNG
WE CARE FOR CONNECTION

RJ45 Patch Cord Cat.6A U/UTP LSZH Premium 500MHz grey 15m

K8109GR.0,15	RJ45 Patch Cord Cat.6A U/UTP LSZH Premium 500MHz grey 0,15m	0.15 m	PoE acc. to IEEE802.3af;PoE+ acc. to IEEE802.3at;4PPoE acc. to IEEE802.3bt	±5 %
K8109GR.0,25	RJ45 Patch Cord Cat.6A U/UTP LSZH Premium 500MHz grey 0,25m	0.25 m	PoE acc. to IEEE802.3af;PoE+ acc. to IEEE802.3at;4PPoE acc. to IEEE802.3bt	±5 %
K8109GR.0,5	RJ45 Patch Cord Cat.6A U/UTP LSZH Premium 500MHz grey 0,5m	0.5 m	PoE acc. to IEEE802.3af;PoE+ acc. to IEEE802.3at;4PPoE acc. to IEEE802.3bt	±5 %
K8109GR.1	RJ45 Patch Cord Cat.6A U/UTP LSZH Premium 500MHz grey 1m	1.0 m	PoE acc. to IEEE802.3af;PoE+ acc. to IEEE802.3at;4PPoE acc. to IEEE802.3bt	±5 %
K8109GR.1,5	RJ45 Patch Cord Cat.6A U/UTP LSZH Premium 500MHz grey 1,5m	1.5 m	PoE acc. to IEEE802.3af;PoE+ acc. to IEEE802.3at;4PPoE acc. to IEEE802.3bt	±5 %
K8109GR.10	RJ45 Patch Cord Cat.6A U/UTP LSZH Premium 500MHz grey 10m	10.0 m	PoE acc. to IEEE802.3af;PoE+ acc. to IEEE802.3at;4PPoE acc. to IEEE802.3bt	±5 %
K8109GR.15	RJ45 Patch Cord Cat.6A U/UTP LSZH Premium 500MHz grey 15m	15.0 m	PoE acc. to IEEE802.3af;PoE+ acc. to IEEE802.3at;4PPoE acc. to IEEE802.3bt	±5 %
K8109GR.2	RJ45 Patch Cord Cat.6A U/UTP LSZH Premium 500MHz grey 2m	2.0 m	PoE acc. to IEEE802.3af;PoE+ acc. to IEEE802.3at;4PPoE acc. to IEEE802.3bt	±5 %
K8109GR.5	RJ45 Patch Cord Cat.6A U/UTP LSZH Premium 500MHz grey 5m	5.0 m	PoE acc. to IEEE802.3af;PoE+ acc. to IEEE802.3at;4PPoE acc. to IEEE802.3bt	±5 %
K8109GR.7,5	RJ45 Patch Cord Cat.6A U/UTP LSZH Premium 500MHz grey 7,5m	7.5 m	PoE acc. to IEEE802.3af;PoE+ acc. to IEEE802.3at;4PPoE acc. to IEEE802.3bt	±5 %

Note on Intended Use

This data sheet is intended solely to describe the technical characteristics of the product. It does not replace an assessment of the product's suitability for a specific application. The user is responsible for ensuring that the product is used in accordance with its technical specifications and applicable legal and regulatory requirements.

This datasheet was created automatically on 17-10-2026 . Technical changes reserved.

EFB-Elektronik GmbH
Striegauer Straße 1
33719 Bielefeld

fon: +49 521 40 41 8-0
fax: +49 521 40 41 8-50

info@efb-elektronik.de
www.efb-elektronik.de

WIR SORGEN FÜR VERBINDUNG
WE CARE FOR CONNECTION