# DATASHEET

## Duplex Patchcable LC-ST OM1 20m LSZH 2mm orange









### General data

Fiber jumper are well defined components in international standard of structured cabling ISO/IEC11801.
Due to many different network protocols created in the last 25 years , also a wide range of connectors had been developed. Some of them are still important today: LC, SC, E2000®, MPO/MTP.

Fiber jumper (patchcord) are defined as shortest connection between passive interface and active deviceport, regarding structured cabling standard. Rating of performance, known as category, as well as performance of total transmission channel, known as link class,Similar descriptions for patchcords: Connection cable, drop cable, adapter cable, interconnecting cord, Jumper

**Features of EFB fiber optic patch cables**
Tension relief reinforced with aramid yarn
Halogen-free and flame-retardant sheath according to IEC-60754-2, IEC-60332-1 and IEC-61034
EFB fiber optic connectors meet the minimum quality class Grade B/2 according to IEC-61753-1 for singlemode and Grade B/2 for multimode according to IEC 61753-122-2 (UPC cut)
100% tested and with individual measurement report

### Technical properties

| | |
|---|---|
| Anti-kink sleeve | put-on |
| Bend optimized fiber | no |
| Cable structure | Duplex |

**This datasheet was created automatically on 18-10-2026 . Technical changes reserved.**

EFB-Elektronik GmbH
Striegauer Straße 1
33719 Bielefeld

fon: +49 521 40 41 8-0
fax: +49 521 40 41 8-50

info@efb-elektronik.de
www.efb-elektronik.de

WIR SORGEN FÜR VERBINDUNG
WE CARE FOR CONNECTION

# DATASHEET

## Duplex Patchcable LC-ST OM1 20m LSZH 2mm orange

| | |
|---|---|
| Cable type | I-V(ZN) H |
| Cable Ø | 2 mm |
| Category | OM1 |
| Colour outer sheath | orange |
| Fibre type | Multi mode 62,5/125 |
| Flame retardant | acc. to IEC 60332-1-2 |
| Halogen free | acc. to IEC 62821 |
| Insertion loss 850nm | ≤0,20 dB |
| Low smoke | acc. to IEC 61034 |
| Material outer sheath | LSZH |
| Min. Bending radius (Dynamic) | 20xOD mm |
| Min. Bending radius (Static) | 10xOD mm |
| Number of fibres | 2 |
| Operating Temperature | -10 – 60 °C |
| Packaging | EFB-Electronics poly bag (resealable) |
| Reinforcment | Aramid |
| Scope of delivery | 1x Patchcable, 2x Duplex Clip, 1x Measurement Report, 1x Information Sheet |
| Storage Temperature | -20 – 60 °C |
| Type of connector connection 1 | LC |
| Type of connector connection 2 | ST |

**Available variants**

| ArtNr. | Bezeichnung | Length | Length tolerance |
|---|---|---|---|
| O0371.0,5 | Duplex Patchcable LC-ST OM1 0,5m LSZH 2mm orange | 0.5 m | ±5 % |
| O0371.1 | Duplex Patchcable LC-ST OM1 1m LSZH 2mm orange | 1.0 m | ±5 % |
| O0371.10 | Duplex Patchcable LC-ST OM1 10m LSZH 2mm orange | 10.0 m | ±5 % |
| O0371.15 | Duplex Patchcable LC-ST OM1 15m LSZH 2mm orange | 15.0 m | ±5 % |
| O0371.2 | Duplex Patchcable LC-ST OM1 2m LSZH 2mm orange | 2.0 m | ±5 % |
| O0371.20 | Duplex Patchcable LC-ST OM1 20m LSZH 2mm orange | 20.0 m | ±5 % |
| O0371.25 | Duplex Patchcable LC-ST OM1 25m LSZH 2mm orange | 25.0 m | ±5 % |
| O0371.3 | Duplex Patchcable LC-ST OM1 3m LSZH 2mm orange | 3.0 m | ±5 % |
| O0371.30 | Duplex Patchcable LC-ST OM1 30m LSZH 2mm orange | 30.0 m | ±5 % |
| O0371.35 | Duplex Patchcable LC-ST OM1 35m LSZH 2mm orange | 35.0 m | ±5 % |
| O0371.40 | Duplex Patchcable LC-ST OM1 40m LSZH 2mm orange | 40.0 m | ±5 % |
| O0371.5 | Duplex Patchcable LC-ST OM1 5m LSZH 2mm orange | 5.0 m | ±5 % |
| O0371.50 | Duplex Patchcable LC-ST OM1 50m LSZH 2mm orange | 50.0 m | ±5 % |
| O0371.7,5 | Duplex Patchcable LC-ST OM1 7,5m LSZH 2mm orange | 7.5 m | ±5 % |

**This datasheet was created automatically on 18-10-2026 . Technical changes reserved.**

EFB-Elektronik GmbH
Striegauer Straße 1
33719 Bielefeld

fon: +49 521 40 41 8-0
fax: +49 521 40 41 8-50

info@efb-elektronik.de
www.efb-elektronik.de

WIR SORGEN FÜR VERBINDUNG
WE CARE FOR CONNECTION

# Duplex Patchcable LC-ST OM1 20m LSZH 2mm orange

**Note on Intended Use**

This data sheet is intended solely to describe the technical characteristics of the product. It does not replace an assessment of the product's suitability for a specific application. The user is responsible for ensuring that the product is used in accordance with its technical specifications and applicable legal and regulatory requirements.



EFB-Elektronik GmbH
Striegauer Straße 1
33719 Bielefeld

fon: +49 521 40 41 8-0
fax: +49 521 40 41 8-50

info@efb-elektronik.de
www.efb-elektronik.de

WIR SORGEN FÜR VERBINDUNG
WE CARE FOR CONNECTION